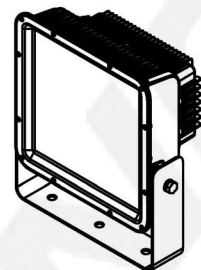

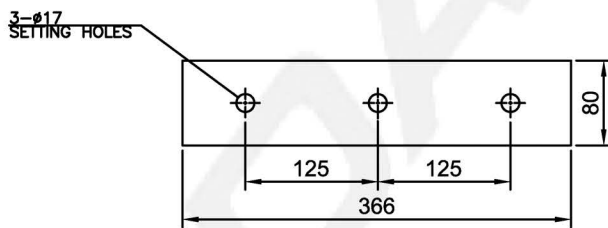
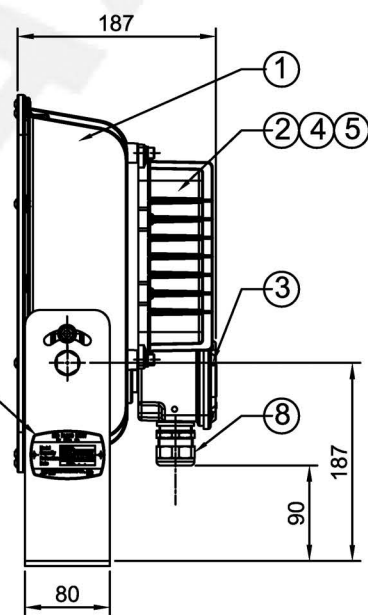
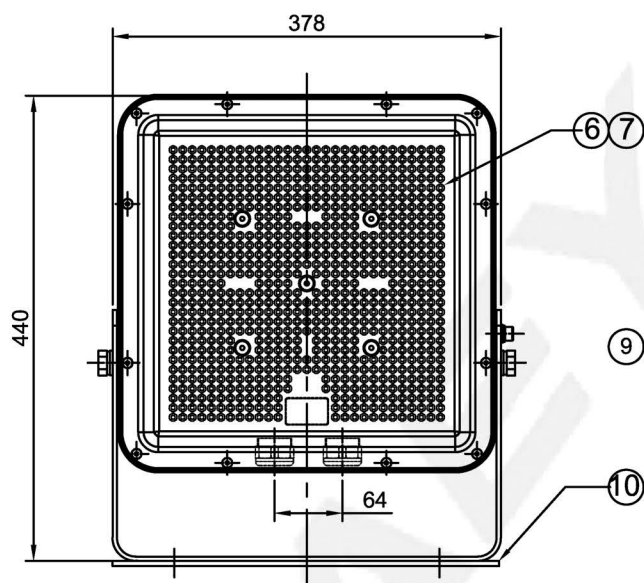


CAPACITY	SYMBOL/SERIAL NO.	CIRCUIT DIAGRAM
AC 220~240V, 50/60Hz		
350W		



ISOMETRIC VIEW



SETTING DIMENSION

VERTICAL ANGLE [UP : 40°
DOWN : 40°

10	ANTI-VIBRATION PACKING	C.R.	1	5.0mm	5	LED driver COVER	LM6	1	
9	NAME PLATE	STAINLESS STEEL 316L	1		4	LED driver	-	1	
8	CABLE GLAND(M25)	BRASS	2	OSP-C-R 25M (ø9~ø17)	3	JUNCTION BOX COVER	POLYCAR-BONATE	1	
7	LENS COVER	POLYCAR-BONATE	1		2	JUNCTION BOX	LM6	1	
6	LED module	-	1	6,000±300K	1	BODY	LM6	1	
NO	NAME OF PARTS	MATERIAL	Q'TY	REMARKS	NO	NAME OF PARTS	MATERIAL	Q'TY	REMARKS

APPROVED	S. H. HONG	UNIT	MM
CHECKED		SCALE	N/S
DESIGN	P. J. MAENG	COLOR	N-9.3
DATE	2022.01.06	IP	66/67

TITLE:			
LED FLOOD LIGHT			
FOR MARINE USE			

		MODEL NO.	PFO350L-250AWCFC60(R25M)	WEIGHT	15 Kg
		DRAWING NO.	LR5370003	SHEET NO.	4